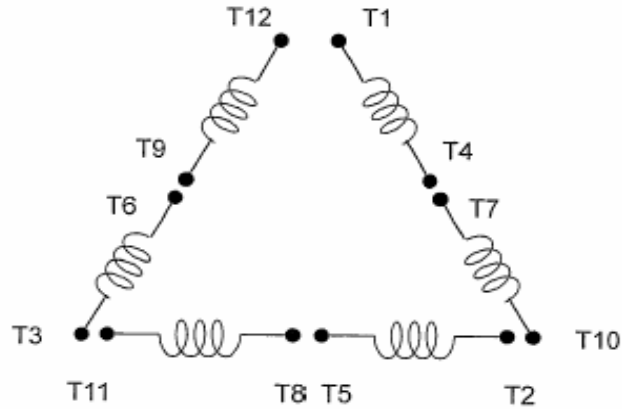


DATE:  
December 6, 2010

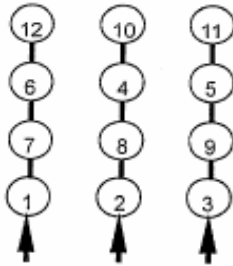
# CONNECTION DIAGRAM

CATALOG NO.:  
NP0604

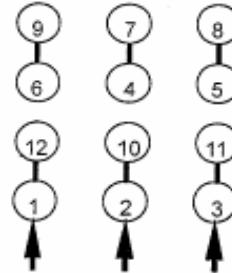


**SCHEMATIC -  $\Delta$  / Y CONNECTION**

## ACROSS THE LINE CONNECTION



**LINE**  
**230 VOLT CONNECTION**



**LINE**  
**460 VOLT CONNECTION**